

()
[]

[]
(: 2009 01 01 -2009 03 31)

○ [가 [가 가] , .]
○ 가 가 (3) 가 ,



I.

- 1.
- 2.
- 3.

II.

- 1.
- 2.
3. ,
- 4.
- 5.
6. ,
- 7.
- 8.
- 9.
- 10.

< - >

I.

1.

: ()
 : 81477
 :
 : [(), 가 , ,

[] (: , %)

(A)	74,200,265	78,037,863	5.17%
(B)	214,392	219,081	2.19%
(C=A-B)	73,985,873	77,818,782	5.18%
(D)	96,346,473	96,346,473	0.00%
가 (E=C/D X 1000)	767.91	807.70	5.18%

) 가 가 (), () (가)
 가 가

2.

[] (: %)

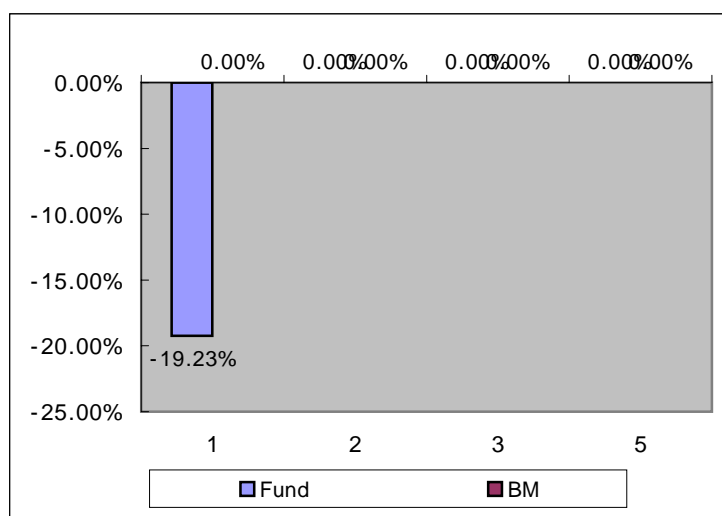
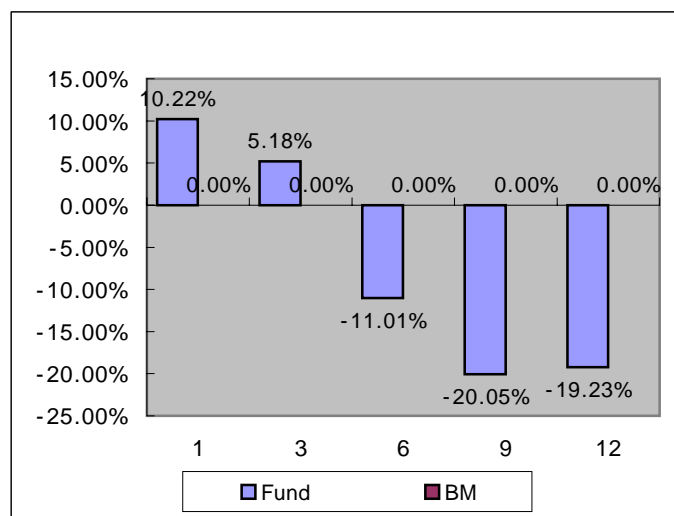
	1	3	6	9	1
()	10.22%	5.18%	-11.01%	-20.05%	-19.23%
	0.00%	0.00%	0.00%	0.00%	0.00%

:

[] (: %)

	1	2	3	5
()	-19.23%	0.00%	0.00%	0.00%
	0.00%	0.00%	0.00%	0.00%

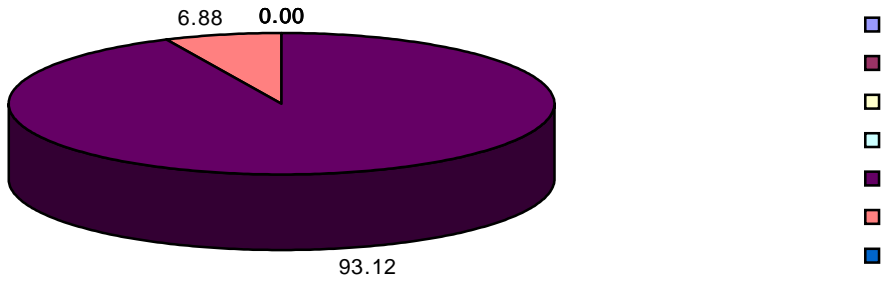
:



[]

3	가	93~94%
---	---	--------

3.



(: , %)

KRW	0	0	0	0	0	0	0	73	0	5	0	78
	(0.00)	(0.00)	(0.00)	(0.00)	(0.00)	(0.00)	(0.00)	(93.12)	(0.00)	(6.88)	(0.00)	(100.00)
	0	0	0	0	0	0	0	73	0	5	0	78
	(0.00)	(0.00)	(0.00)	(0.00)	(0.00)	(0.00)	(0.00)	(93.12)	(0.00)	(6.88)	(0.00)	(100.00)

) ()

10

()	93.12%

II.

1.

: 81477
: 2008/04/01
:
:
:
:
:
:

--

2.

(: , %)

(: , %)

(: , %)

(: ,)

(: ,)

() (:)

- / (: , %)

(: , %)

(: , %)

				가	
	()		95	73	93.12%
			95	73	93.12%

(: , %)

		()	()		()	
		2009/03/31	1	1.50%	2009/04/01	1.23%
		2009/03/31	4	1.90%	2009/04/01	5.50%
			0	1.61%		0.15%
			5			6.88%

(:)

가

(:)

3. ,

(: , , %)

4.

(: , %)

	0	0	0	0	0	0	0	4	0	0	0	4
	0	0	0	0	0	0	0	-12	0	0	0	-12

(: , %)

		(%)		(%)	
	0.06	0.35%	0.06	0.35%	
	0.15	0.81%	0.15	0.81%	
	0.00	0.02%	0.00	0.02%	
	0.00	0.01%	0.00	0.01%	
	0.21	1.20%	0.22	1.20%	

*

(: %)

	1.20%	1.20%
	0.00%	0.00%

5.

(: ,)

	47		6	14,060	(7 4) (12 8)
	39		17	3,064	(5) (4 9)

)

6. ,

(: , %)

(: , %)

(: , %)

7.

8.

9.


	()	()	가	
2009.04.01	0	96	807.70	807.70

10.

[] () [] () [] ()

(www.amak.or.kr)

: 34-12 (6,7) ()
 : 02-2004-9500
 : www.syfund.co.kr



	가 가 . ,
()	() 60%
가 ()	가 가 .
()	(Class) Class 가 , Class 가
	가 가 가 ()
	가 . , , ,
	가 가 , 가 가 가 , 가
	가 . ,
	가
	, , 가 . ,
	가 .



[]

(: 2009 01 01 -2009 03 31)

○ [가 [가 가] , .]

○ 가 가 (3) 가 ,



I.

- 1.
- 2.
- 3.

II.

- 1.
- 2.
3. ,
- 4.
- 5.
6. ,
- 7.
- 8.
- 9.
- 10.

< - >

I.

1.

: ()
 : 54007
 :
 : [()], 가 , ,

[] (: , %)

(A)	5,042,563,276	8,102,617,711	60.68%
(B)	26,765,171	3,260,760	-87.82%
(C=A-B)	5,015,798,105	8,099,356,951	61.48%
(D)	6,922,217,048	10,558,519,988	52.53%
가 (E=C/D X 1000)	724.59	767.09	5.87%

) 가 가 (), () (가)
 가 가

2.

[] (: %)

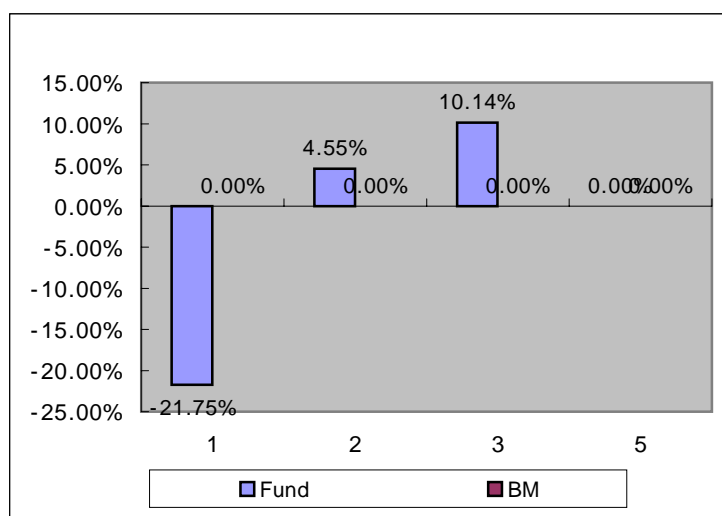
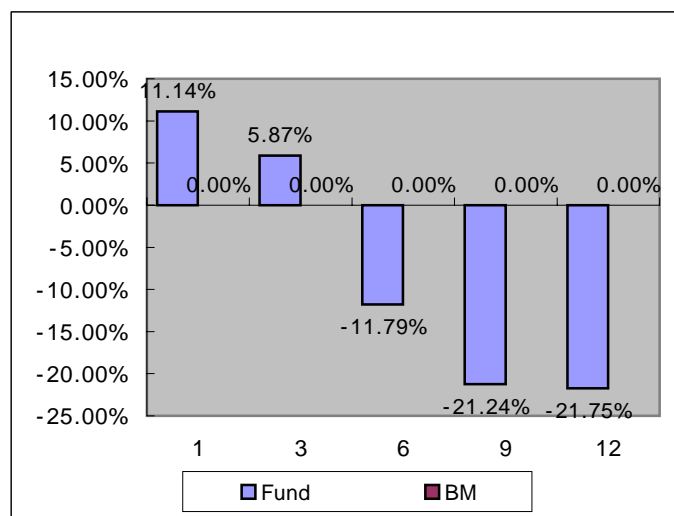
	1	3	6	9	1
()	11.14%	5.87%	-11.79%	-21.24%	-21.75%
	0.00%	0.00%	0.00%	0.00%	0.00%

:

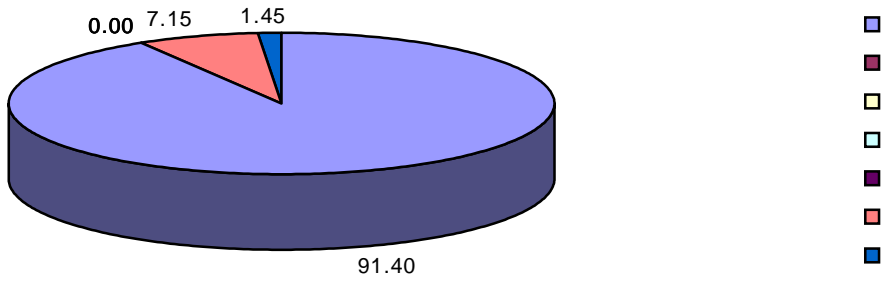
[] (: %)

	1	2	3	5
()	-21.75%	4.55%	10.14%	0.00%
	0.00%	0.00%	0.00%	0.00%

:



3.



(: , %)

KRW	7,406	0	0	0	0	0	0	0	0	579	117	8,103
	(91.40)	(0.00)	(0.00)	(0.00)	(0.00)	(0.00)	(0.00)	(0.00)	(0.00)	(7.15)	(1.45)	(100.00)
	7,406	0	0	0	0	0	0	0	0	579	117	8,103
	(91.40)	(0.00)	(0.00)	(0.00)	(0.00)	(0.00)	(0.00)	(0.00)	(0.00)	(7.15)	(1.45)	(100.00)

) ()

10

		5.20%
		4.59%
	SK	4.11%
	POSCO	3.47%
	KT	3.23%

		3.14%
	LG	2.66%
	LG	2.65%
	가	2.46%
	2 B	2.34%

1.

: 54007
 : 2006/01/16
 :
 :
 :
 :
 :

2.

(: , %)

		가	
	742	421	5.20%
	14,604	372	4.59%
SK	1,734	333	4.11%
POSCO	771	281	3.47%
KT	6,799	262	3.23%
	57,218	255	3.14%
LG	6,330	215	2.66%
LG	5,878	215	2.65%
가	4,935	199	2.46%
2 B	9,180	190	2.34%
GS	5,840	173	2.13%
KB	4,740	156	1.93%
	491	155	1.91%
LG	6,758	127	1.56%
LS	1,497	116	1.44%
	9,283	116	1.43%
	684	113	1.39%
	2,930	111	1.37%
	1,537	107	1.32%
	4,837	101	1.24%
	5,580	94	1.16%
	492	94	1.16%
	1,760	94	1.16%
SK	852	92	1.13%
	15,429	91	1.12%
	1,058	90	1.11%
	4,180	86	1.06%
	10,603	75	0.93%
E1	1,076	74	0.92%
	1,272	74	0.91%
	11,820	72	0.89%

	2,760	69	0.86%
KT&G	912	69	0.86%
	21,817	68	0.84%
SDI	997	65	0.81%
	9,230	63	0.78%
CJ	1,110	61	0.76%
	1,998	60	0.74%
	1,450	59	0.72%
SK가	1,015	58	0.72%
	1,461	58	0.72%
	7,410	57	0.71%
	1,800	55	0.68%
LG	1,110	55	0.67%
	9,970	55	0.67%
	2,930	54	0.67%
	4,090	52	0.65%
	3,790	52	0.64%
	10,033	51	0.63%
LG	2,810	51	0.63%
	13,300	51	0.62%
	2,750	48	0.59%
CJ	1,060	47	0.58%
	2,575	47	0.58%
가	2,520	46	0.57%
SBS	1,550	46	0.56%
	22,718	46	0.56%
-	12,508	46	0.56%
	2,500	45	0.56%
	5,010	45	0.55%
	1,132	44	0.55%
WISCOM	11,590	44	0.54%
가	1,780	44	0.54%
SK	490	43	0.54%
	3,330	43	0.53%
	334	43	0.53%
	25,260	41	0.51%
	1,310	41	0.51%
CJ	2,472	41	0.50%
	13,264	40	0.50%
	202	39	0.49%
	693	38	0.47%
	7,151	38	0.47%
	11,184	38	0.47%
	14,902	37	0.46%
	2,360	37	0.45%
G R	4,210	35	0.43%
	880	35	0.43%
	7,620	34	0.42%
LG	1,719	32	0.39%

	2,060	29	0.36%
	642	23	0.29%
	7,386	20	0.25%
	4,053	9	0.11%
	155	4	0.05%
	480,273	7,406	91.40%

(: , %)

(: , %)

(: ,)

(: ,)

() (:)

- / (: , %)

(: , %)

(: , %)

(: , %)

	()	()	()	
	2009/03/31	463	1.90%	2009/04/01
		116	1.61%	
		579		7.15%

(:)

0.00	0.00	0.00	117.43	0.00	0.00	0.00	0.00


가 (:)

3. , (: , , %)

196,267	2,986	36,819	714	11.63%	

) 가
) 가 100 , 100 가
 100% (1) , 가 .

4.



(: , %)

	2,364	0	0	0	0	0	0	0	0	-11	0	2,354
	-1,866	0	0	0	0	0	0	0	0	11	0	-1,855

(: , %)

		(%)		(%)	
	0.00	0.00%	0.00	0.00%	
	0.00	0.00%	0.00	0.00%	
	0.00	0.00%	0.00	0.00%	
	0.00	0.00%	0.00	0.00%	

*

(: %)

		0.35%	0.16%
		0.35%	0.18%

5. (: ,)

	47		6	14,060	(7 4) (12 8)	99010120004
	39		17	3,064	(5) (4 9)	1010120017

)

6. ,

(: , %)

	01 (09.01.01 - 09.01.31)			02 (09.02.01 - 09.02.28)			03 (09.03.01 - 09.03.31)		
	()	()		()	()		()	()	
							19	0	0.10
							(2%)	(2%)	
							37	0	0.10
							(3%)	(4%)	
LIG				517	0	0.07			
				(54%)	(45%)				
							22	0	0.10
							(2%)	(3%)	
				16	0	0.10	80	0	0.10
				(2%)	(2%)		(7%)	(9%)	
(LG)				12	0	0.10	6	0	0.10
				(1%)	(2%)		(1%)	(1%)	
				41	0	0.10	94	0	0.09
				(4%)	(5%)		(9%)	(9%)	
				147	0	0.10			

				(15%)	(18%)				
				25	0	0.10			
				(3%)	(3%)				
				91	0	0.10	152	0	0.10
				(10%)	(11%)		(14%)	(17%)	
	24	0	0.10						
	(1%)	(2%)							
	6	0	0.10				6	0	0.10
	(0%)	(1%)					(1%)	(1%)	
	694	0	0.07						
	(42%)	(40%)							
HMC	258	0	0.07						
((16%)	(15%)							
NH	52	0	0.10						
	(3%)	(4%)							
BNG	10	0	0.10						
	(1%)	(1%)							
							644	0	0.07
							(59%)	(52%)	
	54	0	0.07	7	0	0.10	22	0	0.10
	(3%)	(3%)		(1%)	(1%)		(2%)	(3%)	
	26	0	0.10						
	(2%)	(2%)							
				24	0	0.10			
				(2%)	(3%)				
				44	0	0.10			
				(5%)	(6%)				
				28	0	0.10			
				(3%)	(3%)				
	540	0	0.07						
	(32%)	(32%)							

*

(: , %)

(: , %)

7.

8.

9.


	()	()	가		
2007.01.16	12	89	1,135.43	1,000.00	
2008.01.16	927	1,701	1,545.25	1,000.00	
2009.01.16	0	7,371	705.99	705.99	

10.

[] [] ()

(www.amak.or.kr)

: 34-12 (6,7) ()
 : 02-2004-9500
 : www.syfund.co.kr



	가 가 . ,
()	() 60%
가 ()	가 가 .
()	(Class) Class 가 , Class 가
	가 가 가 ()
	가 . , , ,
	가 가 , 가 가 가 , 가 가 가
	가 . ,
	가 .
	, , 가 . ,
	가 .