


()
[]

[]

(: 2009 03 18 -2009 06 17)

○ [가 [가 가] , .]
○ , 가 가 (3) 가



- 1.
- 2.
- 3.
- 4.
- 5.
- 6.
- 7.
- 8.
- 9.

<

-

>

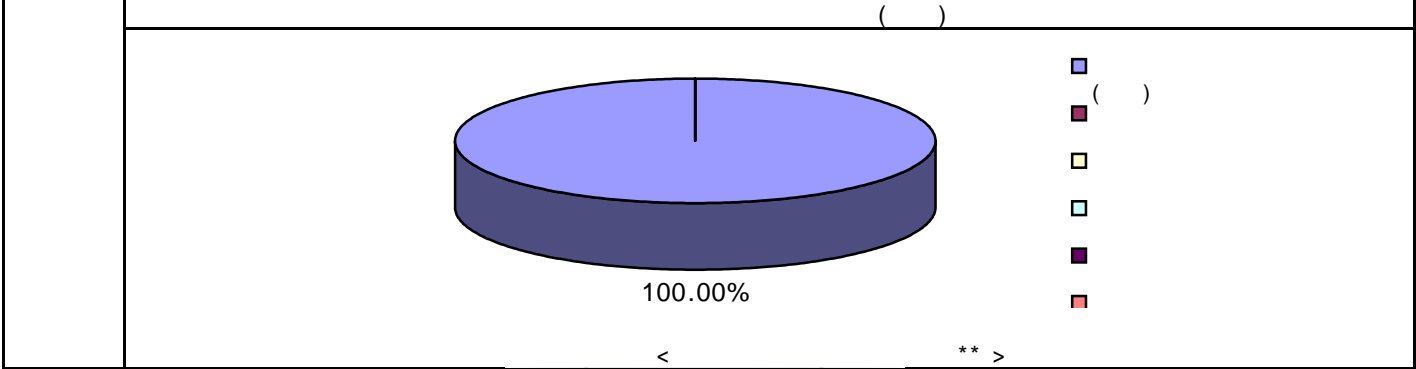
Header bar



		(%)		(%)
	()	2.53%		



Header bar

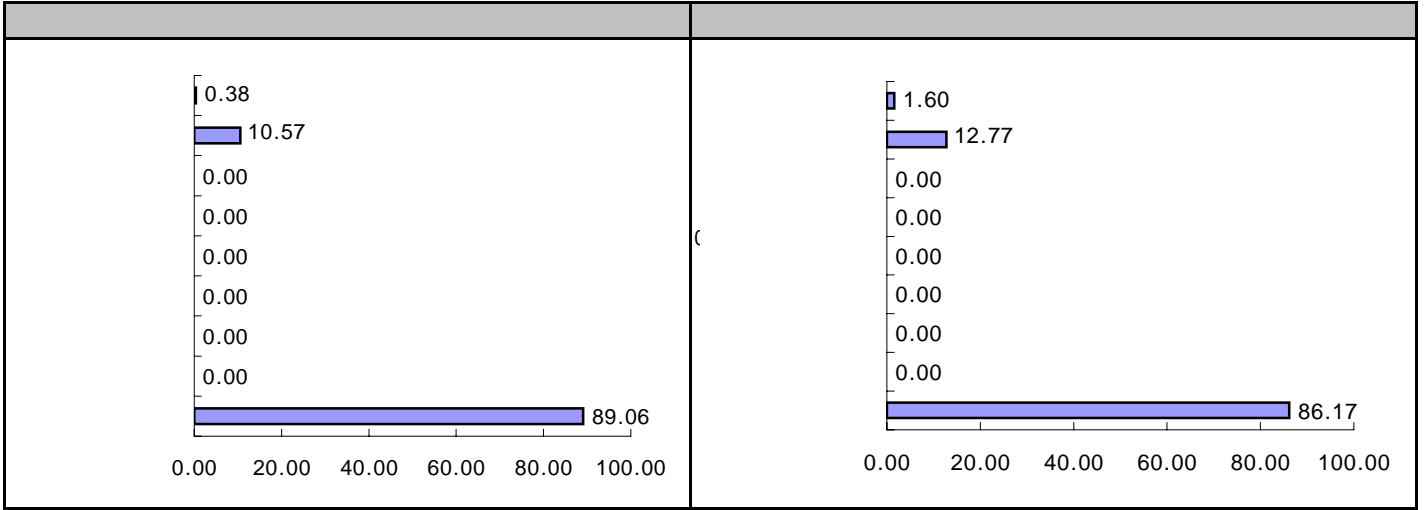


) 가 가 , 가 가 .

* 가 , 가 가 .

** 100 , 가

3.



(: , %)

KRW	236 (89.06)	0 (0.00)	0 (0.00)	0 (0.00)	0 (0.00)	0 (0.00)	0 (0.00)	0 (0.00)	0 (0.00)	28 (10.57)	1 (0.38)	265 (100.00)
	236 (89.06)	0 (0.00)	0 (0.00)	0 (0.00)	0 (0.00)	0 (0.00)	0 (0.00)	0 (0.00)	0 (0.00)	28 (10.57)	1 (0.38)	265 (100.00)

* () :
)

가

가

가

10

(: %)

1		5.83%
2	()	5.68%
3	()	4.52%
4	KT	3.68%
5	POSCO	3.66%

6		3.59%
7	LG	2.89%
8		2.81%
9	LG	2.80%
10	SK	2.74%

5

(: , , %)

		가		
	26	15	6.53%	
KT	258	9	4.12%	
POSCO	22	9	4.10%	

	325	9	4.02%	
LG	152	7	3.24%	

5 (: , %)

5 (: , %)

5 (: , , %)

(: ,)

(: ,)

() (:)

- / (: , %)

(:)

(: , %)

		2009/06/17	15	1.90%	2009/06/18	

(:)

4.

(: ,)

		()				
2007.12.18	(47)	4	5,113	(7 4) (12 11)	現)	99010120004
2008.06.20	(39)	16	8,616	(5) 1 (5)		1010120017

* 가

(: ,)

5.

(: , %)

				(%)		(%)
() (R022)			0.29	0.70%	0.43	0.70%
			0.68	1.63%	1.00	1.63%
			0.01	0.02%	0.01	0.02%
			0.01	0.02%	0.01	0.02%
			0.99	2.37%	1.45	2.37%

(: %)

() (R004)		-0.02%	0.20%	-0.02%	0.20%
		0.00%	0.16%	0.00%	0.16%
() (R022)		2.45%	0.00%	2.43%	0.18%
		2.37%	0.00%	2.37%	0.16%

) , (Total Expense Ratio)

(•)

가

가 , (•)

6.

(: , , %)

()

166,346	2,560	92,784	2,049	23.22%

)

가

가

(: , %)

() (R004)

		03 (09.03.18 - 09.04.17)			04 (09.04.18 - 09.05.17)			05 (09.05.18 - 09.06.17)		
		()	()		()	()		()	()	
		78	0	0.08	1,370	1	0.08	955	1	0.08
		(8%)	(8%)		(70%)	(66%)		(57%)	(52%)	

*

(: , %)

() (R004)

(: , %)

() (R004)

7.

(:)

() (R004)

(: , %)

(: , %)

(: ,)

() (R004)

(:)

() (R004)

8.

() (R004)

9.

[()]
 [] []
 . [] () .

: 34-12 (6,7) ()
 : 02-2004-9500
 : www.syfund.co.kr

<http://dis.fundservice.net>

⋮

	가 가 . ,
()	() 60%
가 ()	가 가 .
()	(Class) Class 가 , Class 가
	가 가 가 ()
	가 . , , , ,
	가 가 , 가 가 가 . 가
	가 . ,
	가 .
	가 . , , 가 .
	가

