


[ ] ( )

[ ]

( : 2009 07 24 -2009 10 23 )

○ [ 가 [ 가 가 ] , .]

○ , 가 가 (3 ) 가



- 1.
- 2.
- 3.
- 4.
- 5.
- 6.
- 7.
- 8.
- 9.

<

-

>

# 1.

: ( )

3 ( )

( )		53637	
( )		54007	
( )		54209	
	[ ], [ ] ( ) ) 가 , ,		2006/01/24
	2009.07.24 -2009.10.23		.
•	(LG ) NH ( )		

( : , , %)

	(A)	25,976,081,830	29,797,870,713	14.71%
	(B)	54,571,531	87,405,487	60.17%
	(C=A-B)	25,921,510,299	29,710,465,226	14.62%
	(D)	23,791,972,978	26,229,000,294	10.24%
	가 (E=C/D*1000)	1,089.51	1,132.73	3.97%

) 가 가 ( ), ( ) ( 가 )  
가  
( : , )

# 2.

[ 3 ]			
FTSE	KOSPI	1700	가
가			

IT, , 2 가 ,

가

3 가

가

, , , KB , , , ,

[ 3 ]

4.60%

가

가 가

10 GDP가

가 , 3 가

[ ] 가 가 .

가 .

1 가 ,

가

가

[ ] , 가

가

가

( : %)

	3	6	9	12
( )	3.97%	9.31%	18.59%	23.73%
	0.00%	0.00%	0.00%	0.00%

:

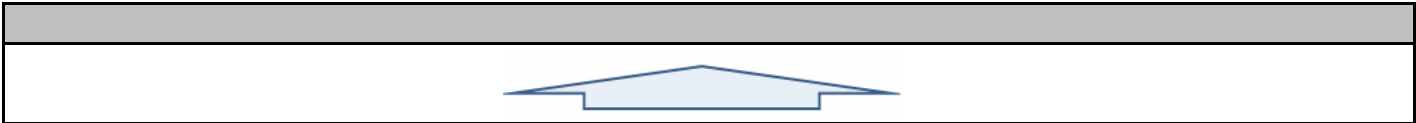
( : %)

	1	2	3	5
( )	23.73%	4.47%	11.74%	0.00%
	0.00%	0.00%	0.00%	0.00%

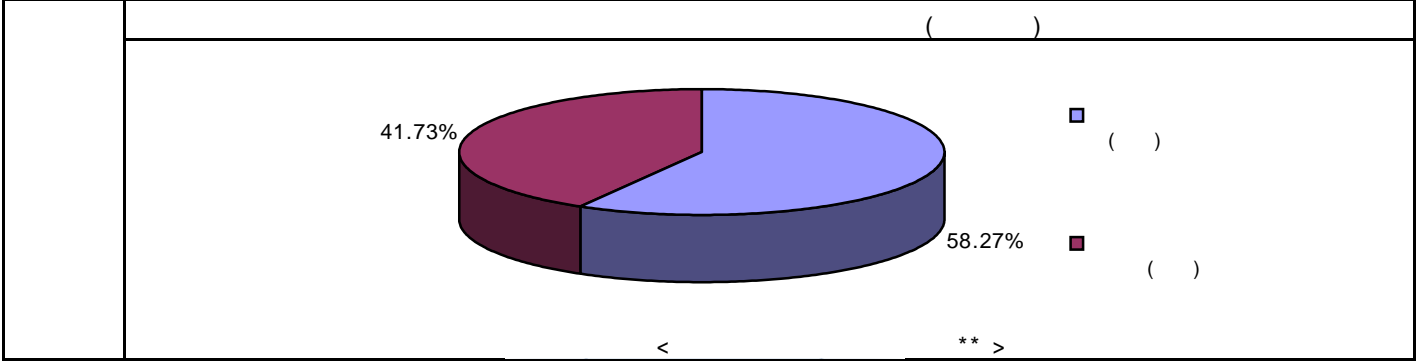
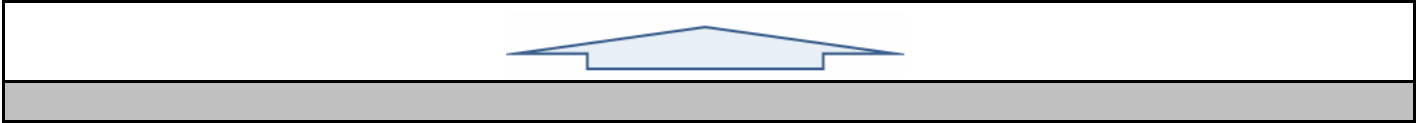
:

( : )

	1,175	50	0	0	0	0	0	0	0	20	0	1,245
	1,061	47	0	0	0	0	0	0	0	27	0	1,135



		* (%)		* (%)
	( )	43.37%	( )	93.09%
	(53637)		(54007)	

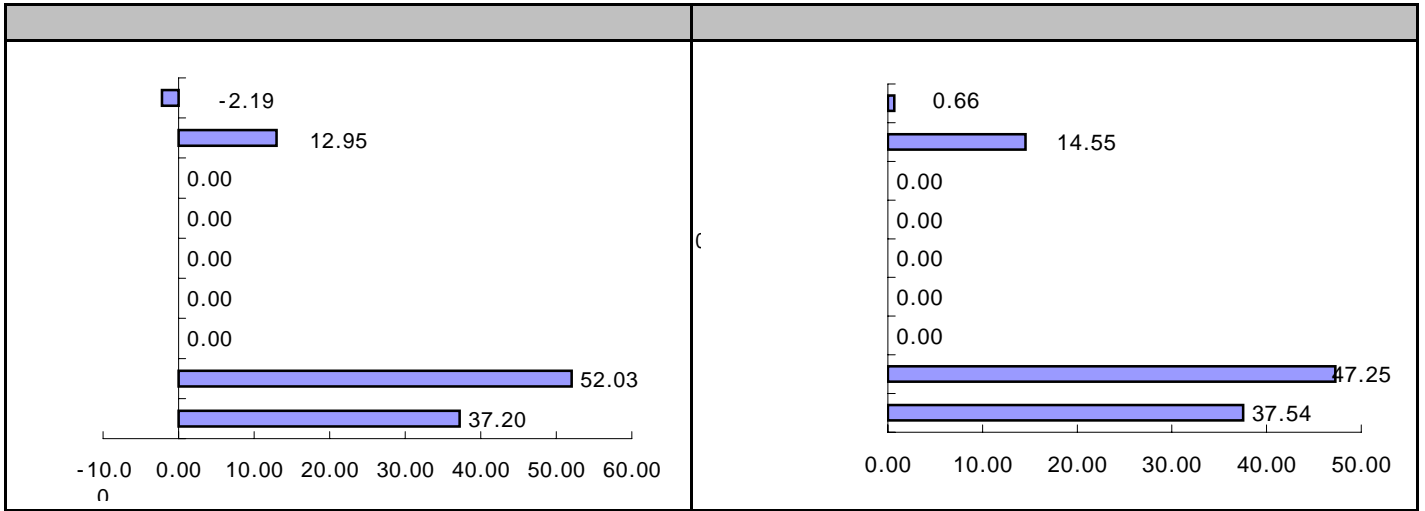


) 가 가 가 , 가 가 .

\* 100 가

\*\* 가

### 3.



( : , % )

KRW	11,086 (37.20)	15,504 (52.03)	0 (0.00)	0 (0.00)	0 (0.00)	0 (0.00)	0 (0.00)	0 (0.00)	0 (0.00)	0 (0.00)	3,860 (12.95)	-652 -(2.19)	29,798 (100.00)
	11,086 (37.20)	15,504 (52.03)	0 (0.00)	0 (0.00)	0 (0.00)	0 (0.00)	0 (0.00)	0 (0.00)	0 (0.00)	0 (0.00)	3,860 (12.95)	-652 -(2.19)	29,798 (100.00)

\* ( ) :  
)

가

가  
가

10

( : %)

1		1 06-10	14.74%
2		0475-1112(08-6	5.94%
3		0475-1403(09-1	5.79%
4	NH	( )	5.37%
5		09-10 21	4.38%

6		0404-1103-1150	4.38%
7		0400-1206(09-2	4.37%
8	NH	( )	3.20%
9			2.49%
10		2909	2.19%

5

( : , , %)

		가		
		995	741	6.68%
2 B		11,314	463	4.17%
LG		5,893	453	4.09%
POSCO		771	414	3.73%
KT		10,369	412	3.71%

5

( : , %)

	가	가					
1 06-10	4,163	4,391	2006/10/31	2011/10/31		RF	28.32%
0475-1112(08-6	1,734	1,769	2008/12/10	2011/12/10		RF	11.41%
0475-1403(09-1	1,734	1,724	2009/03/10	2014/03/10		RF	11.12%
09-10 21	1,301	1,304	2009/10/12	2011/07/12		AAA	8.41%
0404-1103-1150	1,301	1,303	2009/09/17	2011/03/17		RF	8.40%

5

( : , %)

5

( : , , %)

( : , )

) 가 5%

( : , )

) 가 5%

( )

( : )

) 가 5%

- /

( : , %)

) 가 5%

( : )

) 가 5%

( : , %)

	NH	2009/10/23	1,600	2.10%	2009/10/26	

) 가 5%

( : )

) 가 5%

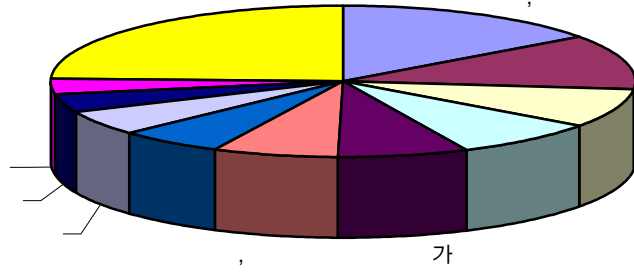


1. ( )

( : ,%)

		가	
1	,	1,671	15.08
2		1,288	11.62
3		919	8.29
4		884	7.97
5	가	800	7.22
6	,	780	7.03
7		639	5.76
8		593	5.35
9		445	4.01
10		372	3.35
11		2,695	24.31
		11,086	100.00

) = 가 / 가 \* 100



4.

( : , )

		( )				
2006.01.24	(47)	1	4,730	(7 4 ) (13 3 )	現)	99010120004
2008.06.20	(39)	11	7,860	(5 ) 1 (5 4 )		1010120017

)

\* 가

( : , )

5.

( : , % )

				(%)		(%)
( ) (R007)			13.57	0.23%	16.32	0.23%
			31.57	0.54%	37.96	0.54%
			1.18	0.02%	1.42	0.02%
			0.89	0.02%	1.06	0.02%
			47.21	0.81%	56.76	0.81%

( : % )

( ) (R002)		0.01%	0.00%	0.01%	0.00%
		0.00%	0.00%	0.00%	0.00%
( ) (R004)		0.00%	0.18%	0.00%	0.18%
		0.00%	0.16%	0.00%	0.16%
( ) (R007)		0.80%	0.00%	0.81%	0.08%
		0.82%	0.00%	0.81%	0.07%

) , (Total Expense Ratio) ' 가  
( • ) 가  
가 , ( ) .

6.

( : , % )

( )

195,172	2,791	94,668	2,624	23.11%	91.68%

)

가

가

( : , % )

( )(R002)

( )(R004)

		07 (09.07.24 - 09.08.23)			08 (09.08.24 - 09.09.23)			09 (09.09.24 - 09.10.23)		
		( )	( )		( )	( )		( )	( )	
		470	0	0.07	293	0	0.09	419	0	0.09
		(26%)	(24%)		(19%)	(19%)		(21%)	(19%)	

\*

( : , % )

( )(R002)

		07 (09.07.24 - 09.08.23)			08 (09.08.24 - 09.09.23)			09 (09.09.24 - 09.10.23)		
		( )	( )		( )	( )		( )	( )	
		2,001	0	0.00	8,182		0.00	10,040	0	0.00
		(6%)	(0%)		(12%)			(32%)	(0%)	

( )(R004)

\*

( : , % )

( )(R002)

( )(R004)

# 7.

( ) (R002)

( ) (R004)

( : )

( : , % )

( : , % )

( : , )

( ) (R002)

( ) (R004)

( ) (R002)

( ) (R004)

( : )

# 8.

( ) (R002)

( ) (R004)

# 9.

[ [ [ ( ) ] ] ] ( )

: [www.syfund.co.kr](http://www.syfund.co.kr)

<http://dis.fundservice.net>

