

가 ()
[]
[]

(: 2010 07 01 -2010 09 30)

○ [가 [가 가] , .]
○ , 가 가 (3) 가



- 1.
- 2.
- 3.
- 4.
- 5.
- 6.
- 7.

<

-

>

1.

| | |
|---|--|
| : | |
|---|--|

| | |
|--|-------|
| | 2 () |
|--|-------|

| | | | |
|---|---------------------------|--|------------|
| | | | |
| 가 | () | | 53636 |
| 가 | () | | 81476 |
| | [], [] ()) , 가 , , | | 2008-04-01 |
| | 2010.07.01 -2010.09.30 | | . |
| • | | | |
| | | | |
| 가 | 가 | | 가 |



(: , , %)

| | | | | |
|----------|----------------|------------|------------|-------|
| | | | | |
| 가 () | (A) | 18,626,175 | 20,029,698 | 7.54% |
| | (B) | 55,230 | 57,529 | 4.16% |
| | (C=A-B) | 18,570,945 | 19,972,169 | 7.55% |
| | (D) | 18,652,157 | 18,652,157 | 0.00% |
| | 가 (E=C/D*1000) | 995.65 | 1,070.77 | 7.54% |

) 가 가 () , () () 가 .
(: ,)

2.

| | | | | | |
|-------|---|-----|---|---|---|
| 3 | | 2 | | 7 | |
| KOSPI | 가 | GDP | 가 | 가 | 가 |



(: %)

| | 3 | 6 | 9 | 12 |
|---------|----------|----------|----------|---------|
| 가 | 7.54% | 7.08% | 8.25% | 14.11% |
| () () | (-1.75%) | (-2.64%) | (-2.17%) | (3.00%) |
| | 9.29% | 9.72% | 10.42% | 11.11% |

: ([KOSPI]*0.9) + ([CD]*0.1)

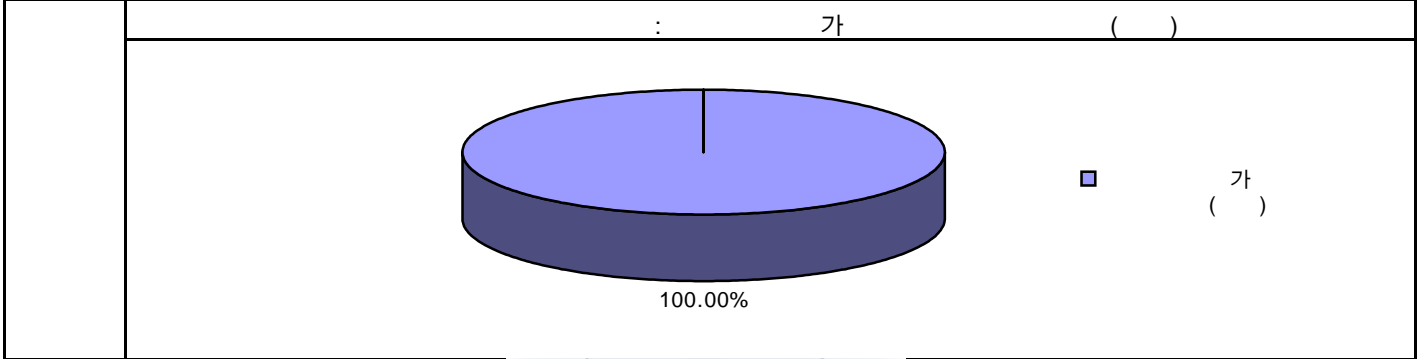
(: %)

| | 1 | 2 | 3 | 5 |
|---------|---------|----------|---|---|
| 가 | 14.11% | 8.28% | - | - |
| () () | (3.00%) | (-4.80%) | - | - |
| | 11.11% | 13.07% | - | - |

: ([KOSPI]*0.9) + ([CD]*0.1)



| | | * (%) | | * (%) |
|--|------------------|-------|--|-------|
| | 가 () (53636) | 0.06% | | |
| | | | | |
| | | | | |
| | | | | |



)

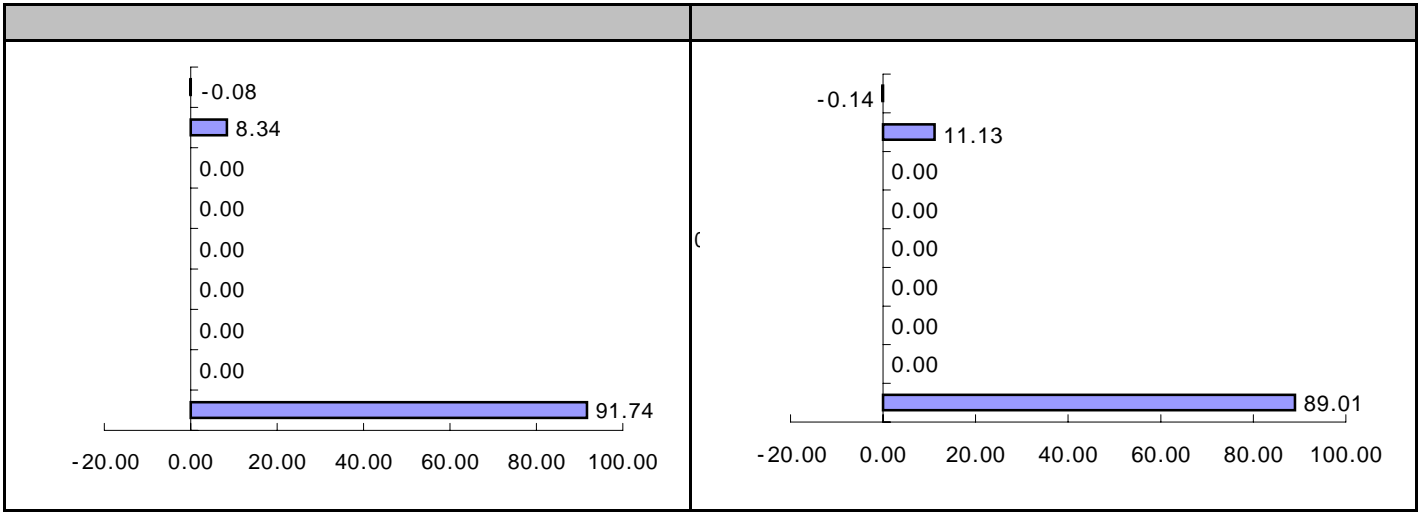
가 가

* 가

** 100 가

*** (Class)

3.



(: , %)

| | | | | | | | | | | | | |
|-----|---------------|-------------|-------------|-------------|-------------|-------------|-------------|-------------|-------------|-------------|--------------|----------------|
| | | | | | | | | | | | | |
| KRW | 18 (91.74) | 0 (0.00) | 0 (0.00) | 0 (0.00) | 0 (0.00) | 0 (0.00) | 0 (0.00) | 0 (0.00) | 0 (0.00) | 2 (8.34) | 0 -(0.08) | 20 (100.00) |
| | 18 (91.74) | 0 (0.00) | 0 (0.00) | 0 (0.00) | 0 (0.00) | 0 (0.00) | 0 (0.00) | 0 (0.00) | 0 (0.00) | 2 (8.34) | 0 -(0.08) | 20 (100.00) |

* () :

) 가 가 , 가 ,

) 가 가 ,

10

(: %)

| | | |
|---|-------|-------|
| 1 | | 6.60% |
| 2 | () | 5.24% |
| 3 | POSCO | 4.18% |
| 4 | | 3.61% |
| 5 | LG | 3.34% |

| | | |
|----|----|-------|
| 6 | KT | 2.37% |
| 7 | | 2.33% |
| 8 | KB | 2.30% |
| 9 | | 2.25% |
| 10 | | 2.12% |

. (<http://dis.kofia.or.kr>) ,

5

(: , , %)

| | | 가 | | |
|-------|----|---|-------|--|
| | 1 | 1 | 7.19% | |
| POSCO | 1 | 0 | 4.55% | |
| | 13 | 0 | 3.93% | |
| LG | 5 | 0 | 3.63% | |
| KT | 10 | 0 | 2.58% | |

5

(: , , %)

5

(: , , %)

5

(: , , %)

(: , , %)

) 가 5%

(: , , %)

) 가 5%

()

(:)

) 가 5%

- /

(: , , %)

) 가 5%

(:)

) 가 5%

(: , , %)

| | | 2010-09-30 | 1 | 2.20% | 2010-10-01 | |
|--|--|------------|---|-------|------------|--|

) 가 5%

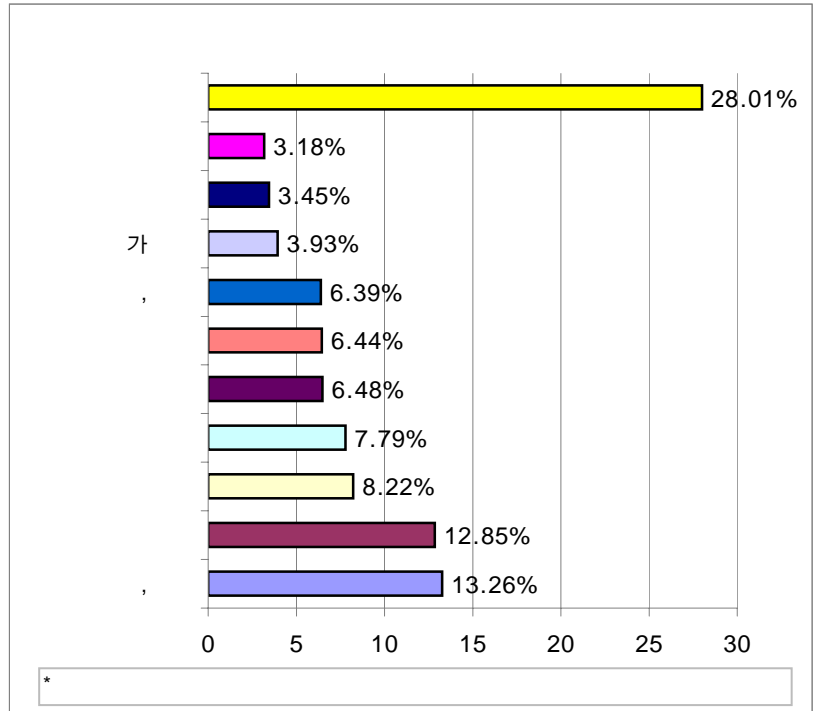
(:)

) 가 5%

()

(: ,%)

| | 가 | | |
|----|---|----|--------|
| 1 | , | 2 | 13.26 |
| 2 | | 2 | 12.85 |
| 3 | | 2 | 8.22 |
| 4 | | 1 | 7.79 |
| 5 | | 1 | 6.48 |
| 6 | | 1 | 6.44 |
| 7 | , | 1 | 6.39 |
| 8 | 가 | 1 | 3.93 |
| 9 | | 1 | 3.45 |
| 10 | | 1 | 3.18 |
| 11 | | 5 | 28.01 |
| | | 18 | 100.00 |



) = 가 / 가 * 100

()

가

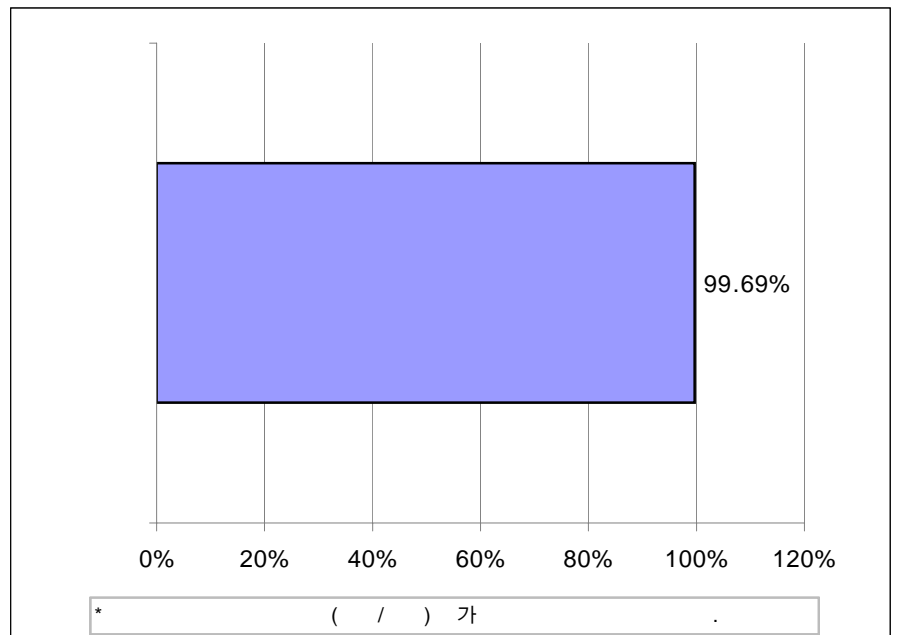
() 가

*

가

가가

| 가 | |
|---|--------|
| | 99.69% |



4.

| | | | | | (5) | |
|------------|------|----|---------|-------------------|------------|--|
| | | | () | () | | |
| 2008.04.01 | (48) | 4 | 577,434 | (7 4) (14 2) | 2109000131 | |
| 2010.06.07 | (37) | 10 | 313,336 | (9) 2 (10 6) | 2109000987 | |

)

(가 http://dis.kofia.or.kr 가

| 2008.04.01~2010.06.06 | |
|-----------------------|--|
| 2010.06.07~ | |

(1) 2010.09 3

5.

(: , %)

| | | | (%)* | | (%)* |
|-------|----|-------|--------|-------|--------|
| 가 () | | 0.016 | 0.350% | 0.017 | 0.350% |
| | | 0.038 | 0.815% | 0.039 | 0.815% |
| | | 0.001 | 0.020% | 0.001 | 0.020% |
| | | 0.001 | 0.015% | 0.001 | 0.015% |
| | | 0.055 | 1.200% | 0.058 | 1.200% |
| | ** | 0.000 | 0.000% | 0.000 | 0.000% |
| | • | 0.000 | 0.002% | 0.000 | 0.002% |

*

**

(: , %)

| | | • | • | • | • |
|----------|--|--------|--------|--------|--------|
| 가 () | | 0.000% | 0.149% | 0.000% | 0.149% |
| | | 0.000% | 0.089% | 0.000% | 0.089% |
| 가 () | | 1.200% | 0.002% | 1.200% | 0.142% |
| | | 1.200% | 0.002% | 1.200% | 0.086% |

- 1) , (Total Expense Ratio) ' 가
(•)
- 2) • 가 • (•)
- 3) 가

6.

(: , , %)

가 ()

| | | | | | |
|---------|-------|--------|-------|-------|--------|
| | | | | | |
| 400,288 | 4,593 | 54,811 | 2,017 | 7.48% | 29.67% |

)

가

가

7.

[가 ()]
 [] [] () .

:

www.syfund.co.kr

<http://dis.fundservice.net>

